



**WORLD'S BEST
ALLOY BULLBARS**

East Coast Bullbars (ECB Pty Ltd)

Tel: 07 3897 5700

Fax: 07 3283 1168

ecb@ecb.com.au www.ecb.com.au

29 Snook St
Clontarf QLD 4019
Australia

Po Box 122
Margate QLD 4019
Australia

SIDE STEP FITTING INSTRUCTIONS

TO SUIT: IVECO 70 - 210 2016+

PART NUMBER: 5I50SY

COMMENCES: 21.04.17

REVISED: 24.08.22

1. Park the vehicle on level ground and apply the park brake.
Check installation hardware and read fitting instructions before commencing. Refer figure 1.
2. Remove the front mud-flaps. Retain the fasteners and mud-flaps for re-fitting.
Remove the inner step to gain access to the inside of the step panel.
Place the side step under the vehicle body. Raise the step until it touches the underside of the sill and pull the step outwards to be sure that the mounting plates touch the body seam.
Refer figure 2.
3. Once level, using the mounting plates as a guide, drill through the body being aware of components inside of the panels. Fasten using M10 x 1.5 x 30mm bolts, flat washers, spring washers and nuts. Refer figure 3.
4. Fasten through from inside using M10 x 1.5 x 30mm bolts, flat washers, spring washers and nuts. Refer figure 4.
5. Remove the material cover from under the chassis to gain access to fasten through the upper rear driver side mount hole. Fasten using the supplied M10 x 1.5 x 30mm bolt, bolt on wire, flat washers, spring washers and nuts to secure the side step assembly. Refer figure 5.
6. Be sure the steps are level and all fasteners are tight. Replace the mud-flaps using original fasteners. Refer figure 6.

IMPORTANT INFORMATION

Periodically check bolts and nuts for correct tightness, especially if travelling on rough roads.

5I50SY FITTING KIT

1 - Left hand side step assembly	8 - M10 x 1.5mm plain nuts
1 - Right hand side step assembly	16 - M10 flat washers
6 - M10 x 1.5 x 30mm Hex bolt	8 - M10 Spring washers
2 - M10 x 1.5 x 30mm bolts on wire	



**WORLD'S BEST
ALLOY BULLBARS**

East Coast Bullbars (ECB Pty Ltd)

Tel: 07 3897 5700

Fax: 07 3283 1168

ecb@ecb.com.au www.ecb.com.au

29 Snook St
Clontarf QLD 4019
Australia

Po Box 122
Margate QLD 4019
Australia



Figure 1



Figure 2



Figure 3



Figure 4



Figure 5



Figure 6



**WORLD'S BEST
ALLOY BULLBARS**

East Coast Bullbars (ECB Pty Ltd)

Tel: 07 3897 5700

Fax: 07 3283 1168

ecb@ecb.com.au www.ecb.com.au

29 Snook St
Clontarf QLD 4019
Australia

Po Box 122
Margate QLD 4019
Australia

We value your comments

Dear Fitter,

ECB would like to know how you went with the installation of this product. We value your comment and may need to contact you to clarify some details so please complete your contact details clearly.

We would appreciate if you could complete as many of the following details as possible.

Your Name:	Your contact No.
Product Part No.	Product Invoice No.
Product Description:	Make, model, and year of vehicle:
Product Work Order No.	Company your from/Company product purchased from:

Date of Fitment: ___/___/___

Was the fitting hardware supplied complete?

Yes

No

If no what was not supplied

Did the installation go well?

Yes

No

Please provide comments

Please draw diagrams if you need to.

Post to

Reply Paid 122

PO Box 122

Margate QLD 4019

Fax to

(07) 3283 1168



**WORLD'S BEST
ALLOY BULLBARS**

East Coast Bullbars (ECB Pty Ltd)

Tel: 07 3897 5700

Fax: 07 3283 1168

ecb@ecb.com.au www.ecb.com.au

29 Snook St
Clontarf QLD 4019
Australia

Po Box 122
Margate QLD 4019
Australia



**WORLD'S BEST
ALLOY BULLBARS**

East Coast Bullbars (ECB Pty Ltd)

Tel: 07 3897 5700

Fax: 07 3283 1168

ecb@ecb.com.au www.ecb.com.au

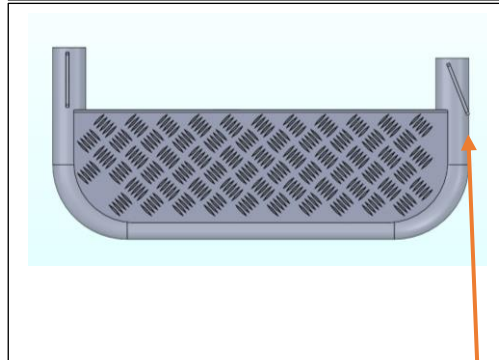
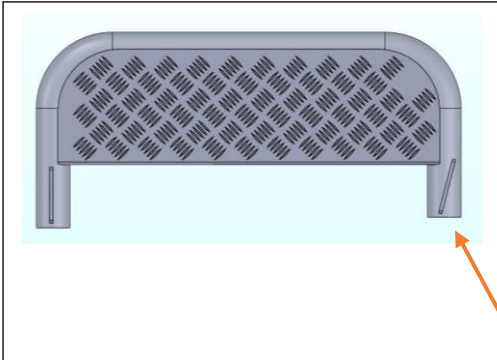
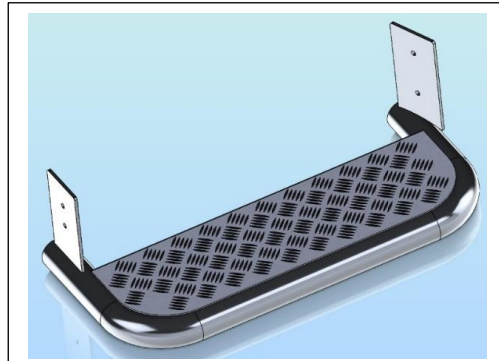
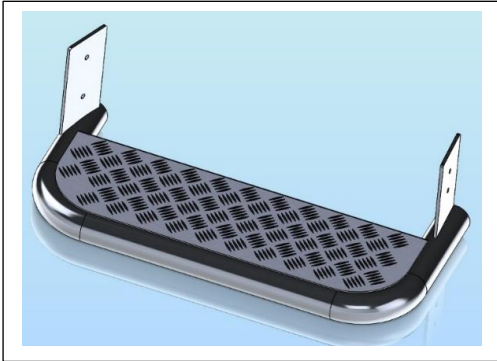
29 Snook St
Clontarf QLD 4019
Australia

Po Box 122
Margate QLD 4019
Australia

DESPATCH CHECKLIST 5150SY SIDE STEPS

Work Order #	
Finish:	
Transport:	
Due Date:	

- OC.....1 - Drivers side step assembly
 OC..... 1 - Passengers side step assembly
 BK.....1 - Bolt kit.



Driver side step assembly

Passenger side step assembly.

**NOTE: Rear of steps have angled
mount across the tube.**

All parts checked and completed by:

Nut and bolts: _____ Date __/__/__

Order control: _____ Date __/__/__

Final wrap check: _____ Date __/__/__

_____/_____
Wrapper's initials / Checker initials

Wrapper's initials / Checker initials



**WORLD'S BEST
ALLOY BULLBARS**

East Coast Bullbars (ECB Pty Ltd)

Tel: 07 3897 5700

Fax: 07 3283 1168

ecb@ecb.com.au www.ecb.com.au

29 Snook St
Clontarf QLD 4019
Australia

Po Box 122
Margate QLD 4019
Australia