

B3IS5459SY Fitting Instruction

NH NPR/NNR/NPS PREMIUM 2008 –



UNCLIP FOG LAMPS IF FITTED (2 PLACES)



REMOVE BUMPER BAR

4 BOLTS, 2 PER SIDE, DISCARD




BUMPER BAR REMOVED



REMOVE TOW HOOK AND DISCARD 2 BOLTS

B3IS5459SY Fitting Instruction


NH NPR/NNR/NPS PREMIUM 2008 –



REMOVE EARTH STRAP
REFIT EARTH STRAP TO REAR HOLE



REMOVE BULLBAR FROM PACKAGING
REMOVE MOUNT FROM BULLBAR



SOME MODELS DO NOT HAVE A CORRESPONDING CHASSIS HOLE. FOR THESE MODELS DO NOT FIT THE FASTENERS SUPPLIED

ONE 40mm X 8mm BOLT AND FLAT WASHER. LEAVE LOOSE FOR NNR MODELS, USE FRONT HOLE

ONE 1½" x ½" BOLT, WASHERS AND NUTS. LEAVE LOOSE



TWO 30mm x 10mm x 1.25 BOLTS AND HEAVY DUTY WASHERS

TWO PER SIDE, RHS SHOWN

LEAVE LOOSE

B3IS5459SY Fitting Instruction


NH NPR/NNR/NPS PREMIUM 2008 –



ONE 50mm x 14mm BOLT, FLAT AND SPRING WASHER


ONE 1½" x ½" BOLT, TWO FLAT WASHERS AND NYLOC NUT

LEAVE LOOSE



ONE 2" X 9/16" BOLT, TWO FLAT WASHERS AND NYLOC NUT

TIGHTEN UNTIL THREAD ENGAGES THE NYLOC AND STILL ALLOWS THE BULLBAR TO PIVOT



ONE 2" X 9/16" BOLT, TWO FLAT WASHERS AND NYLOC NUT

TIGHTEN UNTIL THREAD ENGAGES THE NYLOC AND STILL ALLOWS THE BULLBAR TO PIVOT



RAISE AND SECURE BULLBAR, LOCK BULLBAR IN PLACE USING THE TWO EYEBOLTS SUPPLIED

ALIGN BULLBAR TO VEHICLE ENSURING BULLBAR GAPS ARE EQUAL

(NOTE PREMIUM NON-TOWNPIN MODEL SHOWN)

LOCATION	SIZE	TORQUE
BULLBAR MOUNT RHS	8mm	36Nm
BULLBAR MOUNT FRONT	10mm	44Nm
BULLBAR MOUNT RHS	½"	130Nm
BULLBAR MOUNT LSH	½"	130Nm


B3IS5459SY Fitting Instruction

NH NPR/NNR/NPS PREMIUM 2008 –



REMOVE FOG LAMPS FROM THE ORIGINAL BUMPER

DISCARD THIS BRACKET




FIT LAMPS TO BULLBAR USING NUTS, BOLTS AND WASHERS SUPPLIED

2 PER SIDE, RHS SHOWN



AUXILIARY PARKING LAMP HARNESS

PT No. LOOMCUSTOM2 (ICCUSTAL)



REMOVE HEADLAMPS TO ACCESS LAMPS. REAR OF HEADLAMP SHOWN

USING CABLE LOCKS CONNECT AUXILIARY INDICATOR AND PARK LAMP USING THE SUPPLIED LOOMCUSTOM2 (ICCUSTAL) LOOM.

B3IS5459SY Fitting Instruction NH NPR/NNR/NPS PREMIUM 2008 –



CONNECT AUXILIARY PARKING LAMP HARNESS TO AUXILIARY PARK LAMP IN BULLBAR

CABLE TIE THE FOG LAMP AND AUXILIARY HARNESS TOGETHER



RAISE AND LOCK BULLBAR IN PLACE

CHECK BULLBAR LAMP FUNCTION

(NOTE PREMIUM NON-TOWPIN MODEL SHOWN)



FIT WARNING LABEL TO DRIVER SIDE DOOR



FIT WARNING LABEL TO REAR OF CAB

B3IS5459SY Fitting Instruction

NH NPR/NNR/NPS PREMIUM 2008 –



FITTING KIT

Qty	Length	Diameter	Thread Pitch	Description
2	40mm	8mm	1.25mm	Metric Bolt Grade 8H/T
2		8mm		Spring Washer
2		8mm		Flat Washer
FIT ONE SPRING AND FLAT WASHER TO EACH BOLT				
4	25mm	8mm	1.25mm	Metric Bolt Grade 8H/T
4		8mm	1.25mm	ZP Nut
4		8mm		Flat Washer
4		8mm		Internal Star Washer
FIT ONE FLAT WASHER, STAR WASHER AND NUT TO EACH BOLT				
4	30mm	10mm	1.25mm	Metric Bolt Grade 8H/T
4		10mm		H/D Flat Washer
2	1½"	½"	UNC	Bolt Grade 8H/T
2		½"	UNC	Nyloc Nut
4		½"		H/D Flat Washer
1	50mm	14mm	1.50mm	Metric Bolt Grade 8H/T
1		14mm		Spring Washer
1		14mm		Flat Washer
FIT SPRING AND FLAT WASHER TO BOLT				
1	Fitting Instructions			
2	Tilt Bull bar Warning Stickers			
2	NPR Parker Lamp Patch Harness			P/N LOOMCUSTOM2 (ICCUSTAL)
2	200mm Cable Ties			
6	CABLE LOCKS			
SEALED IN CLEAR BAG AND TAPE TO STEEL MOUNT				

ATTACHED TO BULLBAR					
2		¾"	UNC	Eyebolt Grade 8H/T	P/N ICEYEBOLT
2		¾"		Flat Washer	
2	2 ½"	9/16"	UNC	Bolt Grade 8H/T	
2		9/16"	UNC	Nyloc Nut	
4		9/16"		Flat Washer	
ADDITIONS					
2	LED Indicator / Parker Lights PT No. 95202				
1	Steel Bull bar Mount				

**B3IS5459SY Fitting Instruction
NH NPR/NNR/NPS PREMIUM 2008 –**



**DESPATCH CHECKLIST
B3IS5459SY
ISUZU NH NRP/NNR/NPS PREMIUM 2008 -**

Replaces: 21.03.23

Revised: 10.03.26

Work Order No:	
Finish:	
Transport:	
Due Date:	

OC	_____	1	Steel Mounting Bracket
OC	_____	2	3" Overrides (CA01 Plastic)
OC	_____	2	Custom Alloy Badges
WR	_____	2	Eyebolts (³ / ₄ " UNC ZP) and Washers – Fitted to Bar
WR	_____	2	2 1/2" x ⁹ / ₁₆ " UNC Bolt Grade 8H/T – Fitted to Bar
WR	_____	2	⁹ / ₁₆ " Nyloc Nut – Fitted to Bar
WR	_____	4	⁹ / ₁₆ " Flat Washer – Fitted to Bar
WR	_____	2	LED Indicator / Parker Lights 95202 – Fitted to Bar
WR	_____	1	Bolt Kit – Taped to Mount

See other side of this page for photos of all mounts



**IS THIS PRODUCT "THE BEST IT CAN BE"?
IF NO FIX BEFORE CONTINUING**

Wrapper's / Checker's
Initials Initials

ALL PARTS CHECKED AND COMPLETED BY:

NUTS AND BOLTS: _____ DATE: ___/___/___

ORDER CONTROL: _____ DATE: ___/___/___

FINAL WRAP CHECK: _____ DATE: ___/___/___

B3IS5459SY Fitting Instruction NH NPR/NNR/NPS PREMIUM 2008 –



STEEL MOUNT (TOP VIEW)



STEEL MOUNT (SIDE VIEW)



_____/_____
Wrapper's Initials Checker's Initials