



**WORLD'S BEST  
ALLOY BULLBARS**

**Strongest Built  
Australian Made  
Lifetime Warranty**

**PN:NBLD80SY**



# **Fitting Guide & Owners Manual LDV T60 7-17 on**

76mm Nudge Bar  
VEHICLE FRONTAL PROTECTION SYSTEM (VFPS)  
FOR AIR BAG & ADR COMPLIANT VEHICLES



**OFFICIAL BULLBAR  
OF SUPERCARS**

**australia**

# Index

---

## **Pages 3-5**

ECB's Benefits  
Product Care

## **Pages 6-7**

Stage 1 - Vehicle Preparation  
Stage 2 - Remove Underbelly Guard  
Stage 3 to 5 - Mount Installation  
Stage 6 - Protection bar mounting

## **Pages 8**

Stage 7 - Protection Bar alignment  
Stage 8 - Underbelly guard Trim and Refit

## **Pages 10-11**

Final Checks & Fitting Kit  
Finished Product

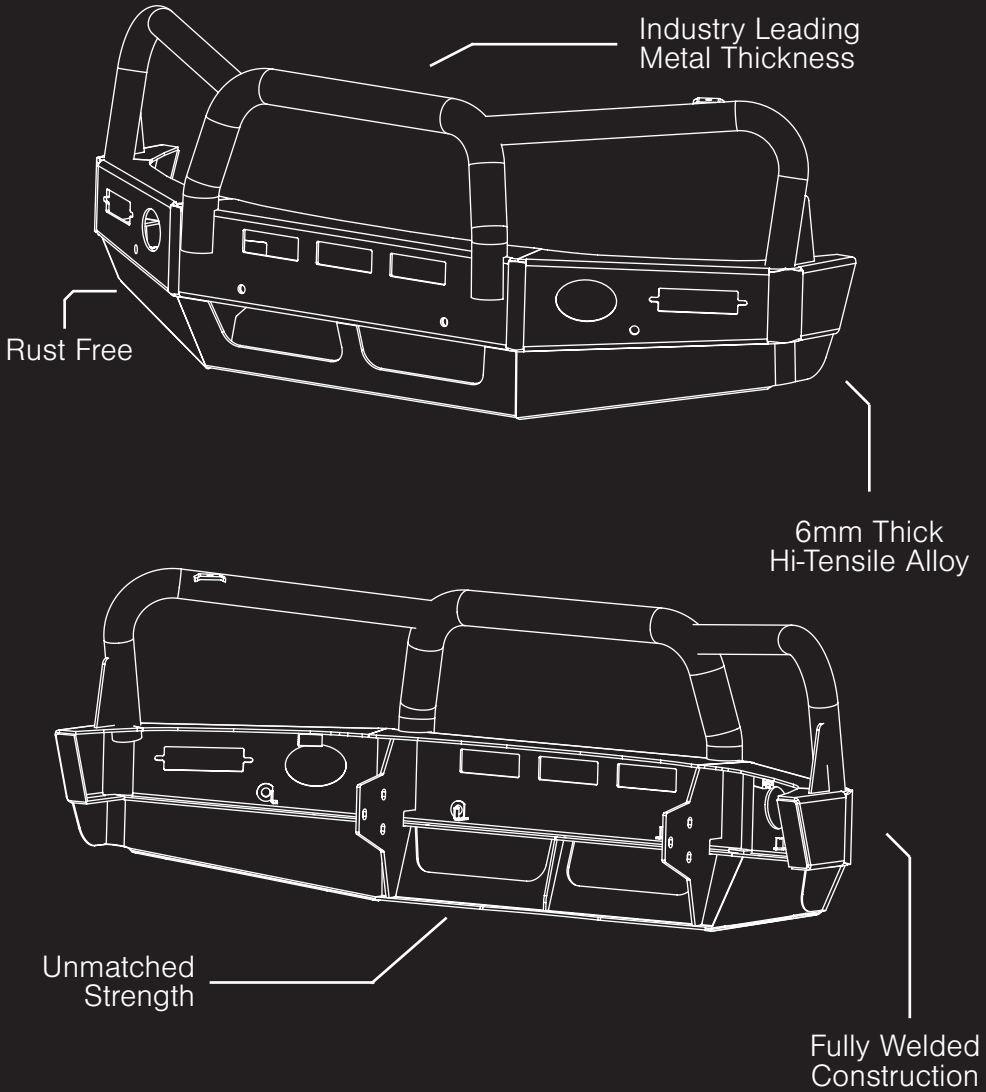
## **Pages 12-13**

Current Promo - TBC  
Warranty Registration

## **Pages 14-15**

Notes

# The Features of ECB



# ECB's Benefits

---

## **Built to Perform - Not to a Price**

ECB are proud to claim that their channels are not jigsaw puzzles that are bolted together, or even multiple sections welded together. Where any welding is required, it is done to the highest standards by qualified welders, not machines.

## **Anti-Corrosive Nature of Alloy**

The composition of ECB's alloy has a very high resistance to corrosion. Rust not only looks unappealing but greatly reduces the strength of the metal. Rust can and will weaken the structural integrity of a steel bullbar effectively rendering it useless over time.

## **Australian Made**

Established in 1971, we utilise over 46 years of experience designing, engineering and building products in Australia to suit Australian conditions. We can ensure the best quality controls and help support the local economy and employ over 90 proud Australians.

## **Weight Saving Benefits**

An ECB alloy bullbar is typically half the weight of a steel bullbar. Unnecessary suspension upgrades are not required. The reduced weight also contributes to increased fuel economy and less wear and tear on tyres, suspension and braking components.

## **Welds That Work**

ECB uses only the strongest welds and welding techniques to ensure every product is as structurally sound as possible. MIG (Metal Inert Gas) welding techniques are employed ensuring the welds are as thick as the thickest section of alloy's being joined together.

## **Lifetime Warranty**

ECB provide a lifetime warranty and consumer guarantee on all of our manufactured products. This guarantee highlights the confidence in our ability and provides complete peace of mind for your purchase for the lifetime you own your vehicle.

# Product Care

---

## Polished Products

Being a premium mirror polished finish, regular maintenance will be required to keep that iconic ECB shine. We recommend using our own brand of Aluminium Polish, This formula has been tried and tested and in our opinion is the world's best standard.

**Directions:** Apply a small quantity of Aluminium Polish to a clean soft cloth and rub the metal surface. The longer the rubbing the brighter the surface becomes. Wipe off Aluminium Polish with clean soft cloth. Also suitable for motorised buffing machines. **Note: There are more specific details on the polish bottle. Please read before use.**


## Powdercoated Products

Our powdercoated finishes are very low maintenance, Infact there is actually very little you will ever need to do for this product. Just clean it as you would your car and it will stay looking good as new.

## ECB Aluminium Polish

When you're looking for that showroom finish look for your polished automotive products, you can depend on the no compromise quality of East Coast Bullbars Aluminium Polish. This specifically designed product is the best polish available and we guarantee that this \$#!+ works. With over 40 years of manufacturing polished alloy products we have trialled a large range of different polishes on the market and believe without a doubt that nothing beats the finish quality of East Coast Bullbars Aluminium Polish.

East Coast Bullbars Aluminium Polish is excellent for use by hand and is ideal for polished bullbars, nudge bar and stainless steel products. This polish will clean, polish and protect your product from the elements whilst bringing your products back to that showroom finish look.



# LDV T60

## Stage 1

- Test drive vehicle to ensure all driver assists are correctly working and to gauge effectiveness. Park on a flat level surface.
- Apply parking brake and lift bonnet.
- Unwrap ECB Protection bar and disconnect mounts. Discard bolts.




## Stage 2

- Remove centre underbelly guard, (6) six T27 Torx screws and (2) two push pull plugs.



## Stage 3


- Loosen front of rear (3) three 13mm head bolt on support rail.
- Remove (2) two 13 head bolt front of support rail. Retain for re-fitment.
- Bend outer bumper support bracket for underbody guard up into vehicle.



# NBLD80SY

## Stage 4

- Pull down on support bracket and install steel mountings (supplied) between support rail and chassis.
- Replace two 13mm head bolts do not tighten at this stage.
- At top of steel mounts, insert (1) one M10 x 100 mm bolt ,flat washers, spring washer and nut (supplied).



Pull front Down

## Stage 5

- Align steel mounts ,set outer measurement of mounts to inside measurement of protection bar.
- Tighten all bolts.

## Stage 6

- Mount ECB protection bar to outside of steel mounts using (2) two M10 x 40 bolts and flat washers for rear holes, (2) two M10 bolt and washer on 300mm wire for front hole, flat washers, spring washers and M10 nuts (supplied).

# LDV T60

## Stage 7

- Align protection bar to vehicle.
- Tighten all bolts .



## Stage 8

- Trim underbelly guard as per picture.
- Refit to vehicle using original bolts.



# Final Checks & Fitting Kit

---

## Ensure Number Plate is Clearly Visible

Note: When fitting/refitting the licence plate to the vehicle, ensure there is no obstruction to licence plate vision in accordance with local authorities. If required relocate licence plate to an alternate location.

## Further VFPS Notes

1. Do not attach VFPS to the vehicle using anchorages not intended for this purpose (e.g. engine mounting bolts).
2. Do not use this product for any vehicle make or model, other than those specified by the VFPS manufacturer.
3. Do not remove the plaque or label from the VFPS.
4. Do not modify the structure of the VFPS in any way.
5. No accessory or fitment should project forward of the VFPS forward profile.
6. **Insure these instructions are left with the vehicle owner and/or operator.**

## Important Information

Periodically check bolts and nuts for correct tightness, especially if traveling on rough roads.

### Fitting Kit

1 - Pair Steel mounts	10 - M10 flat washers
2 - M10 x 1.5 x 100 bolts	8 - M10 spring washers
2 - M10 x 1.5 x 40 bolts	6 - M10 x 1.5 nuts
2 - M10 x 40 bolt and washer on 300 wire	

# Finished Product

---



# Warranty Registration

---

## Contact Details

Name: \_\_\_\_\_

Address: \_\_\_\_\_

\_\_\_\_\_

Product: \_\_\_\_\_

Email: \_\_\_\_\_

Phone: \_\_\_\_\_

Work Order Number: \_\_\_\_\_

You Can find this on the silver label  
of your ECB product.

By submitting this registration you automatically subscribe to ECB's mail outs. You  
can unsubscribe at any time.

## Or Register Online

For online registration please go online to [www.ecb.com.au/TBC](http://www.ecb.com.au/TBC). If you have any  
questions please contact our national office on 1800 069 145 or [www.ecb.com.au](http://www.ecb.com.au).



**Please post to PO Box 112, Margate QLD 4019**

# Official Bullbar of SuperCars

---



## Join us this year!

The first turbo diesel dual-cab SuperUtes were unveiled on Thursday 6th July in Townsville with confirmation that six different models are available for teams to race in the 2018 Series.

East Coast Bullbars (ECB) was confirmed as naming rights partner of the ECB SuperUtes Series from 2018 onwards, continuing its association with the hugely popular Utes racing category in Australia.

ECB is the Official Bullbar of the Supercars Championship and also the naming rights sponsor of the ECB V8 Utes in 2017.

“We are incredibly proud to be the naming rights partner for the inaugural ECB SuperUtes Series which will showcase our world class product in what is one of the largest segments in the Australian automotive industry,” said Ray Smith-Roberts, Managing Director – East Coast Bullbars

Keep an eye out for ECB at SuperCars events near you!



# Notes

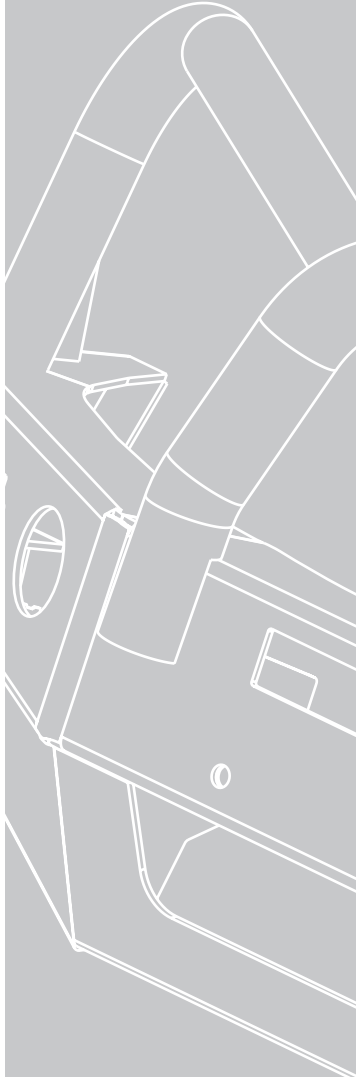


A series of 20 horizontal lines for writing notes, spaced evenly down the page.

\_\_\_\_\_   
 Full Name

\_\_\_\_\_   
 Date

REPLACES: N/A  
REVISED: 10.05.18



1800 069 145  
[www.ecb.com.au](http://www.ecb.com.au)

# **Strongest Built Australian Made Lifetime Warranty**

29 Snook St, Clontarf QLD 4019  
PO Box 122, Margate QLD 4019